



District Report Card: 2017


State: Odisha	District: Khordha
Class: 8	Subject: Language
Schools: 51	Students: 1342


Participation/Coverage


Students

GENDER 	Boys		Girls	
	Number	%	Number	%
	577	43.00	765	57.00

AREA 	Rural		Urban	
	Number	%	Number	%
	947	70.57	395	29.43

CATEGORY 	SC		ST		OBC		GEN	
	Number	%	Number	%	Number	%	Number	%
	222	16.54	138	10.28	589	43.89	393	29.28

CWSN 	LD	VI	HI	S&LD	ID	Oth
	2	6	1	1	0	33

Management 	Government		Government-aided	
	Number	%	Number	%
	1226	91.36	116	8.64

Average Performance of Students in Language (%)

Overall	Gender		Area		Management		Social Group			
	Male	Female	Rural	Urban	Govt.	Aided	SC	ST	OBC	GEN
56.03	54.93	56.85	56.62	54.60	55.93	57.01	48.68	57.25	57.45	57.61

Performance on Learning Outcomes (LOs)

Learning Outcomes	Description	Average Performance(%)
L813	Read textual/non-textual materials with comprehension and identifies the details, characters, main idea and sequence of ideas and events while reading	56.03

Range of Performance of Students who Answered Correctly							
Below 30%		30% - 50%		50% - 75%		Above 75%	
Number	%	Number	%	Number	%	Number	%
189	14.08	312	23.25	586	43.67	255	19.00

Lowest Performing Learning Outcomes (LOs)

1 - Read textual/non-textual materials with comprehension and identifies the details, characters, main idea and sequence of ideas and events while reading (56.03)